

















Please see suggested activities below from Primary Science Education Society.









Year 1








 Plants	 Animals, including humans	 Everyday materials	 Seasonal changes
--	---	--	--





Link to maths curriculum	Science topic	Science activity
Measurement		
Compare lengths and heights, using the vocabulary, long/short, longer/shorter, tall/short, double/half, specified in the maths curriculum		Comparing the height of plants
		Comparing parts of the human body (e.g. hand span)
		Comparing how much different materials stretch
Compare mass/weight, using the vocabulary heavy/light, heavier than, lighter than, specified in the maths curriculum		Comparing objects
		Comparing the mass of bulbs
Compare time, using the vocabulary earlier and later, specified in the maths curriculum		Comparing how early or late it gets dark during different seasons
Measure lengths and heights, using non-standard discrete units, (for example, counting multilink cubes) and then manageable common standard units		Measuring the length of leaves
		Measuring parts of the human body (e.g. hand length, foot length, leg length)
Measure capacity, using the vocabulary full/empty, more than, less than, half, half full, quarter, specified in the maths curriculum		Measuring the rain caught in a rain gauge every day/week










<p>Sequence events in chronological order, using language before and after, next and first</p>		<p>Describing the changing plants in a flower bed through the year</p>
<p>Recognise and use language relating to the months of the year</p>		<ul style="list-style-type: none"> • Drawing on knowledge about the order of the months in the year to name the months in each season <p>Recording weather measurements during a month</p>
<p>Tell the time to the hour and half past the hour and draw the hands on a clock face to show these times</p>		<p>Telling the time it gets light or dark at different times during the year</p>




 Living things and their habitats	 Plants	 Animals, including humans	 Uses of everyday materials
--	--	---	--






Link to maths curriculum	Science topic	Science activity
Measurement		
Compare and order lengths		Comparing the average height of humans at different ages
Compare and order mass		Comparing the weight of a baby at different ages
Choose and use appropriate standard units to estimate and measure length/height in any direction (m/cm); to the nearest appropriate unit, using rulers		<ul style="list-style-type: none"> Measuring the height of plants grown from bulbs and seeds over a period of time Measuring the space between seeds and bulbs required when planting
		Measuring how much different materials stretch
Choose and use appropriate standard units to estimate and measure mass (kg/g) to the nearest appropriate unit, using scales		<ul style="list-style-type: none"> Measuring the weight of a range of bulbs when exploring if heavier bulbs grow into bigger plants Measuring the weight of a potato and the weight of the crop of potatoes it produces
Choose and use appropriate standard units to estimate and measure temperature (°C) to the nearest appropriate unit, using thermometers		Measuring and comparing the temperature in the shade, full sun and in a greenhouse
Choose and use appropriate standard units to estimate and measure (litres/ml) to the nearest appropriate unit, using measuring vessels		Talking about the amount of water given to plants to keep them healthy (e.g. one watering can, one and a half watering cans)
		Measuring out a specific volume of water when testing materials for absorbency
Statistics		







Interpret and construct simple pictograms		Presenting the number of different minibeasts found in a micro-habitat (repeated over the year)
Interpret and construct tally charts		Recording the number of different minibeasts found in a micro-habitat (repeated over the year)
Interpret and construct block diagrams		Presenting the number of different minibeasts found in a micro-habitat (repeated over the year)
Interpret and construct simple tables		Recording the classification of objects as living, dead and never been alive
		Recording the observations or measurements of a plant over time
		Recording observations made when carrying out different types of exercise
		Recording data from classification and comparative tests, such as waterproofness, absorbency, flexibility, transparency






 Plants	 Animals, including humans	 Rocks	 Light	 Forces and magnets
--	---	---	---	--










Link to maths curriculum	Science topic	Science activity
Measurement		
Measure, compare, add and subtract: lengths (m/cm/mm)		<ul style="list-style-type: none"> Measuring body parts and linking this to the length of bones Taking measurements to gather data to answer questions such as 'Can people with longer legs jump higher?'
		<ul style="list-style-type: none"> Measuring the size of shadows
		<ul style="list-style-type: none"> Measuring the distance a ball or car moves on different surfaces Measuring the distance over which different magnets attract a paperclip Measuring the distance a paperclip is attracted by a magnet on different surfaces
Measure, compare, add and subtract: mass (kg/g)		Measuring and comparing the mass of rocks before and after soaking in water
Measure, compare, add and subtract: volume/capacity (l/ml)		Measuring out the correct amount of water to give plants when investigating how the amount of water affects how plants grow
		Measuring and comparing the amount of water different types of soil can hold
Compare durations of events [for example to calculate the time taken by particular events or tasks]		Measuring how long it takes for water to flow through different types of soil
		Measuring the amount of time a spinning top spins on different surfaces
Statistics		
Interpret and present data using bar charts		Presenting the amount of nutrients in different foods



		<ul style="list-style-type: none"> • Presenting data gathered when exploring the amount of water different types of soil can hold • Presenting data gathered when exploring how long it takes for water to flow through different types of soil
		<ul style="list-style-type: none"> • Presenting data gathered using a light meter about the amount of light reflected from different materials and using this to make predictions for new values
		<ul style="list-style-type: none"> • Presenting data gathered when exploring the amount of time a spinning-top spins on different surfaces and using this to make predictions for new values • Presenting data gathered when exploring the distance a ball or car moves on different surfaces and using this to make predictions for new values • Presenting data gathered when exploring the distance over which different magnets attract a paperclip • Presenting data gathered when exploring the distance a paperclip is attracted by a magnet on different surfaces and using this to make predictions for new values






 Living things and their habitats	 Animals, including humans	 States of matter	 Sound	 Electricity
--	---	---	---	---




Link to maths curriculum	Science topic	Science activity
Measurement		
Find the area of rectilinear shapes by counting squares		Finding the surface area of containers when exploring the rate of evaporation and using this to make predictions for new values
Statistics		
Interpret and present discrete and continuous data using bar charts		Presenting data gathered when exploring the melting point of different solids
		Presenting data gathered when exploring the maximum volume of musical instruments and using this to make predictions for new values
Interpret and present continuous data using time graphs		Presenting data gathered when exploring the circumference of an ice block over a period of time and using this to make predictions for new values
		Interpreting data gathered using a datalogger of the volume of sound in a classroom over 24 hours
Number		
Count backwards through zero to include negative numbers		Researching the temperatures that different materials change state (e.g. freezing points of materials that are solid at room temperatures)

 Living things and their habitats	 Animals, including humans	 Properties and changes of materials	 Earth and space	 Forces
--	---	---	---	--

Link to maths curriculum	Science topic	Science activity
Measurement		
Calculate and compare the area of rectangles (including squares), and including using standard units, square centimetres (cm ²)		Finding the area of rectangular canopies when exploring the time it takes parachutes to fall to the ground
Statistics		
Solve comparison, sum and difference problems using information presented in a line graph		Interpreting data showing how the temperature of water cools when in containers wrapped in different materials
		Interpreting data showing how the area of a parachute canopy affects the time it takes to fall
		Interpreting data showing weight or length of babies at different ages (time graph but involves the same skills)
Complete, read and interpret information in tables, including timetables		Constructing tables to record a range of data about the life cycles of animals from the same vertebrate group
		Extending a table to record repeat readings when exploring air resistance and water resistance
		Extending a table to compare the temperature of water cooling when in containers wrapped in different materials
Number		
Round decimals with two decimal places to the nearest whole number and to one decimal place		Rounding the numbers on a stopwatch that measures in tenths and hundredths of a second to the nearest second when exploring water resistance and air resistance
		Rounding the numbers on a stopwatch that measures in tenths and hundredths of a second to the nearest second when dissolving

		Comparing the measurements taken using Newton meters when exploring the amount of friction
		Comparing the diameter of the Earth, Sun and Moon

 Living things and their habitats	 Animals, including humans	 Evolution and inheritance	 Light	 Electricity
--	---	--	---	---

Link to maths curriculum	Science topic	Science activity
Statistics		
Interpret and construct pie charts and line graphs		Presenting data gathered when exploring how pulse rate changes during and after exercise
		Presenting data gathered when exploring how the size of a shadow can be varied to make predictions
Calculate and interpret the mean as an average		Measuring average resting pulse rate