







Home Learning Grid



Date beginning:	16 th June 2021		
Class name:	<p>Dear Rabbit Class,</p> <p>The learning grid below covers the school days in isolation until we can return to school together on Tuesday 22nd June. We are moving to a new online platform called Seesaw (remember, I told you about this as I had been doing some training and setting it up), where more resources and cool tools to help with your learning are available. Assignments will also be added onto Edshed and books to Reading Planet. If you or your grown-up need help accessing any of these websites or our resources, please send a message to the class email and I'll do what I can to help. There are additional activities on the final pages of this grid and the daily physical exercises and games that we used during lockdown are still available on the class page of our school website.</p> <p>I look forward to hearing from you via Seesaw - I think you will love it!</p> <p>Miss Skidmore</p> <p>Class email: year34@edmondsley.durham.sch.uk</p>		
	English	Maths	Fun Foundation
<u>Wednesday</u>	<p>Today we are going to explore characters.</p> <p>Read the story of Romulus and Remus that we looked at last week, this is available on Seesaw.</p> <p>I have noted down some information about a character from the story.</p> <ul style="list-style-type: none">• He had shepherds• He believed the twins were dead• He feared the wrath of Mars• He was the younger brother of Numitor• He was worried about being overthrown.• He was greedy and power-hungry• He thinks things through <p>Can you guess who it is?</p>	<p>Due to gaps in learning from the last academic year; Year 3 and 4 are currently working on the same objectives when studying time in order for Year 4 children to recap missed learning.</p> <p><u>Tell the time to 5 minutes (Lesson 2)</u></p> <p>Watch the video to learn more and join in with the questions on screen.</p> <p>https://vimeo.com/542519509</p> <p>Complete the worksheet which has been uploaded to Seesaw or which can be accessed here:</p> <p>https://resources.whiterosemaths.com/wp-content/uploads/2020/03/Y3-Summer-Block-2-WO3-Telling-the-time-to-5-minutes-2020.pdf</p>	<p><u>Computing</u></p> <p>I would like you to explore the tools available on Seesaw to complete today's activity.</p> <p>Choose your favourite book or film (age appropriate) to review and post about on your journal.</p> <p>Summarise the plot and explain your favourite parts. Who would you recommend it to?</p> <p>Your review must include a picture but you can choose to submit your review in any of the following ways.</p> <ul style="list-style-type: none">• A photo and written review using a text box.• An audio recording.• A video recording.   

	<p>Some of this information is directly from the text (retrieved) and others are things I have inferred.</p> <p>Using the same skills can you note down some information about another character in the story?</p> <p>Use that information to create a short fact file about your chosen character.</p>	<p>Answer sheet: https://resources.whiterosemaths.com/wp-content/uploads/2020/03/Y3-Summer-Block-2-ANS3-Telling-the-time-to-5-minutes-2020.pdf</p> <p>Extension - a corresponding assignment has also been added to MathShed.</p>	
<u>Thursday</u>	<p>Today we are going to explore setting descriptions.</p> <p>On Seesaw I have shared the setting description from Romulus and Remus. Can you note down any adjectives and expanded noun phrases from the text?</p> <p>Your task is to explore the setting description and colour code it to identify different elements included in this description of a setting.</p> <p>Has the author used adjectives and expanded noun phrases to describe;</p> <ul style="list-style-type: none"> • what can be seen? • what can be heard? • the weather? • what can be smelt? • to show Romulus's point of view? <p>Why is it important to describe these elements? What effect does it have on you, as the reader?</p>	<p><u>Telling the time to the nearest minute</u></p> <p>Watch the video to learn more and join in with the questions on screen. https://vimeo.com/542538362</p> <p>Complete the worksheet which has been uploaded to Seesaw or which can be accessed here: https://resources.whiterosemaths.com/wp-content/uploads/2020/03/Y3-Summer-Block-2-WO4-Telling-the-time-to-the-minute-2020.pdf</p> <p>Answer sheet: https://resources.whiterosemaths.com/wp-content/uploads/2020/03/Y3-Summer-Block-2-ANS4-Telling-the-time-to-the-minute-2020.pdf</p> <p>Extension - a corresponding assignment has also been added to MathShed.</p>	<p><u>R.E</u></p> <p>Research each God in the Trimurti. Here is a video link to get you started. https://youtu.be/sT2jorwmtBk</p> <p>Draw a picture of each of the three gods and give an explanation of the aspects of Brahman that they show.</p> <p>What can you tell us about how they look?</p> <p>Can you label your pictures or create a fact file?</p> <p>Can you find any other interesting facts?</p> 
<u>Friday</u>	<p>Today we are going to create our own setting description.</p> <p>First, have a look at this sentence, I don't think it is very good at all and I need some help! Can you improve it?</p> <p><i>After the brothers had been walking</i></p>	<p><u>Year 3 - Using AM and PM</u></p> <p>Watch the video to learn more and join in with the questions on screen. https://vimeo.com/542538987</p> <p>Complete the worksheet which has been uploaded to Seesaw or which can be</p>	<p>History - The Roman Empire</p> <p>This half-term we will be looking at the Roman Empire.</p> <p>View the activity on Seesaw and complete the tasks, if this is not possible use the internet (with adult supervision) to</p>

	<p><i>for some time, they found an area they liked. There were some mountains and trees.</i></p> <p>Now can you finish writing the setting description for this part of the story?</p> <p>There are additional resources on Seesaw to remind you to;</p> <ul style="list-style-type: none"> • describe what can be seen • describe what can be heard • describe what can be felt • use adjectives to describe the atmosphere. • Use different sentence types • Use verb tenses accurately • Use capital letters and punctuation correctly. 	<p>accessed here: https://resources.whiterosemaths.com/wp-content/uploads/2020/04/Y3-Summer-Block-2-WO5-Using-am-and-pm-2020.pdf Answer sheet: https://resources.whiterosemaths.com/wp-content/uploads/2020/04/Y3-Summer-Block-2-ANS5-Using-am-and-pm-2020.pdf Extension - a corresponding assignment has also been added to MathShed.</p>	<p>answer these questions:</p> <ul style="list-style-type: none"> • Who was in the UK before the Romans? • Who were the Ancient Romans? • Where were the Romans from? • When did Romans rule England? • Who was already here when the Romans came? • What was life in Ancient Britain like before the Romans arrived? • Why do you think the Romans wanted to invade Britain?
<u>Monday</u>	<p>Both years complete your spelling test for the words you were introduced to last week (Week 29) - You can send this to me via Seesaw or our class email address.</p> <p><u>Year 3 & Year 4 - Double consonant words when adding suffixes</u></p> <p>Watch the video to find out more and complete your activity on Seesaw. https://www.bbc.co.uk/teach/class-clips-video/english-ks2-wonderful-words-suffixes-part-1/zdnd7nb</p> <p>Using your spellings (Week 30) write at least 6 interesting sentences with a weekly spelling word in each, trying to</p>	<p><u>24-hour clock</u></p> <p>Watch this video to for an introduction to the 24hour clock; join in with the activities on screen. https://vimeo.com/542539608</p> <p>Watch this video to learn more and join in with the questions on screen. https://vimeo.com/545480332</p> <p>Complete the worksheet which has been uploaded to Seesaw or which can be accessed here: https://resources.whiterosemaths.com/wp-content/uploads/2020/03/Y3-Summer-Block-2-WO6-24-hour-clock-2020-1.pdf</p>	<p><u>Art</u></p> <p>Your task today is to draw a flower or plant from observation.</p> <p>If you can, go out into your garden and choose a plant or flower to draw, or I have uploaded some photographs from my garden onto Seesaw to help.</p> <p>Spend some time looking carefully at your chosen flower or plant and think about what you can see - the more you look at the object, the more detailed your drawing will be.</p> <p>Your drawings should nearly fill the page because the detail will be easier to see if you do this. I have put some example drawings on Seesaw too.</p>

	<p>start each sentence in a different way. This can also be done via Seesaw on your activity template.</p> <p>A spelling assignment has also been added to Spelling Shed, this should be accessed as daily spelling practise.</p>	<p>Answer sheet: https://resources.whiterosemaths.com/wp-content/uploads/2020/03/Y3-Summer-Block-2-ANS6-24-hour-clock-2020.pdf</p> <p>Extension – a corresponding assignment has also been added to MathShed.</p>	<p>Can you identify the name of the plant/flower you have drawn? Can you find out about the habitat this plant/flower lives in, its life cycle and the size it is?</p> <p>Add your picture to your Seesaw activity by using the photograph tool. I can't wait to see them all!</p>
--	--	--	--

Online links information = *The links listed have been checked for content by a member of staff. However, streaming platforms may take the user to an additional video after the link has played. Children are also able to click on additional videos on most platforms. We strongly recommend that children are supervised at all times when using YouTube and other platforms to safeguard them from harmful content.

ADDITIONAL ACTIVITIES

<https://play.edshed.com/> All children have a log in for this and are able to access a range of resources in addition to their allocated assignments.

<https://www.lexiacore5.com/register> Children who have a Lexia account will still be able to login and access learning.

<https://learn.nessy.com/account/login#/accountLogin> Children who have a Nessy account will still be able to login and access learning.

<https://home.oxfordowl.co.uk/reading/free-ebooks/> Oxford Owl have a library of free eBooks available.

<https://www.durhammusic.org.uk/15minsofmusic> Daily at 9:15am Durham Music Service are offering a 15-minute music session, they will remain accessible throughout the day

P.E. Activity Grid

Below are a selection of video links and exercising ideas. Try and stay as active as you possibly can- exercising has lots of health benefits as well as impacting upon brain power and sleep patterns. Your timetable allows for 2 P.E. lessons per week. Feel free to repeat activities as many times as you wish. Have fun!

<u>Cosmic Yoga Kids</u> This contains a selection of themed yoga lessons and mindfulness sessions. https://www.youtube.com/user/CosmicKidsYoga	<u>Go Noodle</u> A selection of movement and mindfulness videos. https://www.gonoodle.com/	<u>Jack Hartmann</u> A selection of learning videos to actively participate in. https://www.youtube.com/channel/UCVcQH8A634mauPrGbWs7QIQ
<u>Joe Wicks</u> Joe is back! Click on the link for a selection of child friendly work out videos! https://www.youtube.com/playlist?list=PLyCLOpd4VxBuPuwfVuS-OBtK_kZqJCX-b	<u>Koo Koo Kangaroo</u> A firm favourite in Key Stage One! https://www.youtube.com/watch?v=Imhi98dHa5w&safe=active	<u>Challenge!</u> Can you ride your bike, scooter, skateboard or use your roller skates to exercise outside for at least fifteen minutes?
<u>Daily Exercise</u> Complete your daily exercise either in your garden or whilst on a walk. Talk about what you can see/ hear/ smell.	<u>Jump start Jonny</u> Have a go at these fun workouts- get jumping today! https://www.jumpstartjonny.co.uk/home	<u>Just Dance</u> Complete some fun dance activities! https://www.youtube.com/channel/UCIjW4BWKLqpojTrS_tX0mg