



Week beginning: 1st March 2021

Class name: Squirrel

year2@edmondsley.durham.sch.uk (Please email your wonderful work for golden coins)

Please complete extension activities if you feel you would like to do some more work once you have done your main activity. There are additional activities on the final pages, including an **Easter Quiz** you can enter. Please visit our class page on our school website for daily physical exercises and games.

	English	Maths	Foundation
Monday	<p>Spelling Test - do your spelling test for this week with someone at home. Email in your scores for school to record. Full marks = 1 golden coin. Look at your new spellings for next week - complete one activity to help you learn them. (rainbow words, pyramid words, curly writing) Spellings can be found using this link. https://www.edmondsley.durham.sch.uk/wp-content/uploads/sites/146/2021/02/Year-2-Spring-2-Spellings.pdf If you are unsure of your child's group, please email the class account.</p>	<p><u>Lines of Symmetry</u> - if you have access to the internet, you can watch the video link. https://vimeo.com/508430942 Then complete these worksheets.</p> <ul style="list-style-type: none"> https://resources.whiterosemaths.com/wp-content/uploads/2019/12/Y2-Spring-Block-3-WO5-Lines-of-symmetry-2019.pdf https://resources.whiterosemaths.com/wp-content/uploads/2020/01/T-or-F-Year-2-Spring-B3-S5-Lines-of-symmetry.pdf <p>CHALLENGE - (please see next page)</p>	<p><u>RE - How do Christians celebrate Easter?</u> Watch the PowerPoint in TEAMS to find out what sorts of things Christians do to celebrate Easter.</p> <p>Do you do any of these things? How do your traditions compare?</p> <p>Choose three things that Christians do to celebrate Easter and make a poster to explain this - you could use Word or you can draw your own. Write a sentence for each thing you have chosen.</p>

(see above). Write sentences containing each word. Make sure they have capital letters, full stops and try to make them interesting by using adjectives and conjunctions.

Tommy has placed a mirror on the vertical line of symmetry.

This is what he sees:



Can you complete the other half of the shape?

Tuesday
TEAMS
MEETIN
G
9:15 ☺

Plurals - s and es

Click on the link below to watch the video about plurals.

<https://app.discoveryeducation.co.uk/learn/player/2e08a2e1-34d5-4a77-bb16-33efefce23d3>

Complete the two games below.

- <https://app.discoveryeducation.co.uk/learn/player/d023ecd-c-747a-46ca-9a0c-dfd2664ebdd9>
- <https://app.discoveryeducation.co.uk/learn/player/8ecf6f79-f7a9-4d1d-bd37-f00cdc08e411>

Now using your knowledge, change these words into plurals by adding either 's' or 'es' and use them in a sentence.
bush

Draw Lines of Symmetry - if you have access to the internet, you can watch the video link.

<https://vimeo.com/508432389>

Then complete these worksheets.

- <https://resources.whiterosemaths.com/wp-content/uploads/2020/12/Y2-Spring-Block-3-WO-Lines-of-symmetry-draw-the-whole-2020.pdf>
- <https://resources.whiterosemaths.com/wp-content/uploads/2021/01/T-or-F-Year-2-Spring-B3-Lines-of-symmetry-draw-the-whole.pdf>

CHALLENGE -

Can you draw more than one four-sided shape that has a vertical line of symmetry?

Art - Surrealism Joan Miro

Click the link to look at the painting of 'The Tilled Field, 1923-24'

<https://www.guggenheim.org/artwork/2934>

Look at the painting and write down or draw some of the different animals you can see. (There are some that you will be unable to name, as they are not like any animal in the real world.)

Now click the link to look at the painting of 'Catalan Landscape, 1924' <https://www.joan-miro.net/catalan-landscape.isp>

Write down or draw the different shapes you can see. Use your knowledge of shape from last week!

Now click on the link to look at the painting of 'Pastorale, 1893'

<https://www.museoreinasofia.es/en/collection/artwork/pastorale-pastoral>

Draw the different lines that you can see (e.g. straight, vertical, diagonal, curved, dotted, and

rabbit
 cat
 dog
 fox
 church
 e.g. There are three churches in my town.

wiggly).
 Use the Surrealist Picture Generator (the picture below) to help generate ideas. Circle the correct number of things from each column. Draw the items you have chosen onto a blank piece of paper.
















They do not have to be perfect; maybe the elephant will have tiny feet. Or the dinosaur could have a square tummy.

Think about where you are putting each thing to create an interesting overall composition and use the whole page.

Use black, white, yellow, red, blue and green to colour the picture.

Is there anything else you would like to add from your own imagination?

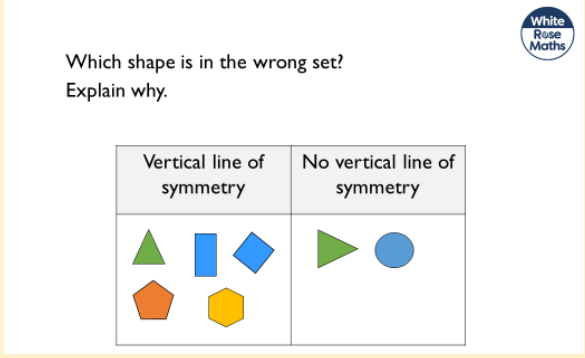
Think about the weather, or the time of day. Do you want to add some people? Include your own ideas!

Animal (Choose 2)	Object (Choose 2)	Shape (Choose 3)	Line (Choose 3)	Body Part (Choose 1)	Letter (Choose 2)
 elephant <input type="checkbox"/>	 balloons <input type="checkbox"/>	 triangle <input type="checkbox"/>	 straight line <input type="checkbox"/>	 eye <input type="checkbox"/>	b <input type="checkbox"/>
 cat <input type="checkbox"/>	 top hat <input type="checkbox"/>	 square <input type="checkbox"/>	 wiggly line <input type="checkbox"/>	 hand <input type="checkbox"/>	e <input type="checkbox"/>
 dinosaur <input type="checkbox"/>	 football <input type="checkbox"/>	 moon <input type="checkbox"/>	 spiral <input type="checkbox"/>	 mouth <input type="checkbox"/>	z <input type="checkbox"/>

Wednesday Online Reading - Login to your online reading and read one (or two) of your books. (school code - 210336)
<https://my.risingstars-uk.com/Default.aspx?ReturnUrl=%2f>
 Complete the quiz. If you cannot access these, then read any book in

Sort 2D shapes - if you have access to the internet, you can watch the video link.
<https://vimeo.com/508433384>
 Then complete these worksheets.
 • <https://resources.whiterosemaths.com/wp-content/uploads/2019/12/Y2-Spring-Block-3-WO6-Sort-2D-shapes-2019.pdf>

History - Chronology
<https://www.youtube.com/watch?v=kIHCAPJrsYQ>
 Watch the video above to learn about the importance of chronology.
 Write a mini timeline of your own life and the important events so far such as:

	<p>your house and ask an adult to ask you 10 questions about what you have read.</p> <p>If you can't complete the quiz because you're on a tablet but have read the books, email the class and new books will be issued ☺</p>	<ul style="list-style-type: none"> • https://resources.whiterosemaths.com/wp-content/uploads/2020/01/T-or-F-Year-2-Spring-B3-S6-Sort-2-D-shapes.pdf <p>CHALLENGE -</p> 	<ul style="list-style-type: none"> • Being born • First steps • First holiday • Starting school. <p>Add the dates onto your timeline.</p> <p>Now research the dates of these fantastic firsts and put them in chronological order. Add a picture or a couple of sentences with information for each one.</p> <p>First moon landing First movie First phone call First flight</p>
<p>Thursday</p>	<p>Watch the story of Rosie Revere Engineer on the link below. https://www.youtube.com/watch?v=3sNVhNThxcc</p> <p>Answer the questions below. There is a comprehension sheet in TEAMS if you'd prefer to do this on a computer.</p> <p>What did Rosie do at school when no one was looking? What do you think the word 'stash' means? Name two things that Rosie invented when she was younger. What happened to Rosie when she was younger to make her so shy and secretive of her inventions? Rosie's great, great aunt had checked off lots of things on her goals apart from one - what was it?</p>	<p><u>Make patterns with 2D shapes</u> - if you have access to the internet, you can watch the video link. https://vimeo.com/508434253</p> <p>Then complete these worksheets.</p> <ul style="list-style-type: none"> • https://resources.whiterosemaths.com/wp-content/uploads/2019/12/Y2-Spring-Block-3-WO7-Make-patterns-with-2D-shapes-2019.pdf • https://resources.whiterosemaths.com/wp-content/uploads/2020/01/T-or-F-Year-2-Spring-B3-S7-Make-patterns-with-2-D-shapes.pdf <p>CHALLENGE -</p>	<p><u>Science -What are the differences between solids, liquids and gases?</u></p> <p>This half term, we will be completing a unit of work from Oak National Academy, which builds on our learning of materials in autumn term. The unit is called 'mixing and making'.</p> <p>You will need a pencil and a piece of paper for this lesson.</p> <p>It will last about 20 minutes but you might like to pause the video at certain points to write things down when instructed. Enjoy!</p> <p>https://classroom.thenational.academy/lessons/what-are-the-differences-between-solids-liquids-and-gases-6mu36e</p>

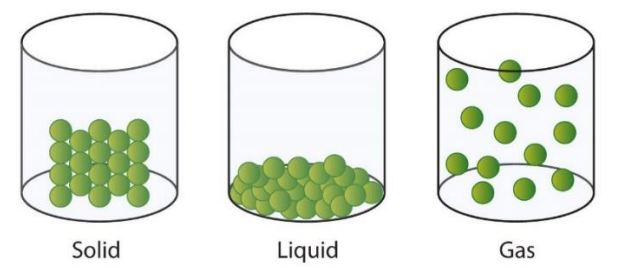
Which noun phrase tells us that Rosie doesn't think her invention is going to work?
 How do you think Rosie felt when her great, great aunt was laughing?
 Why does her great, great aunt think that her first try was a great success?
 What do you think the moral of the story is?
 As an extension, find six pairs of rhyming words.

White Rose Maths

Dora says that the 12th shape in this pattern will be a triangle.

Is she correct?
 How do you know?

18 ©White Rose Maths 2019



Friday TEAMS MEETING
9:15 ☺ QUIZ TIME - get your pencils and paper at the ready!

Watch the story of Rosie Revere Engineer again on the link below.
<https://www.youtube.com/watch?v=3sNVhNThxcc>
 This story has been written in rhyme. Did you notice that?
 Today, I'd like you to have a go at writing part of the story in your own words. You could write it all if you wanted to!

Use this checklist to help you proof read your writing.

- Sentences must make sense
- Use capital letters at the start of sentences and for names
- Use full stops at the end of sentences
- Use interesting adjectives, verbs and adverbs to make your story exciting to read
- Use commas for lists and

Triangle Sort

These triangles are in a document on TEAMS. Download them and print them off. These triangles belong to three different triangle families. All the triangles in the same family are the same shape but they may not be the same size. Can you sort them out and explain how you did it?

CHALLENGE -

Maths

Where should these shapes go in the Venn diagram?

4 sides Orange

Create your own labels and sort the shapes in a different way.

Computing - E-safety

Watch the three short videos below (2-3 minutes each)

1. <https://classroom.thenational.academy/lessons/what-are-the-differences-between-solids-liquids-and-gases-6mu36e>
2. <https://app.discoveryeducation.co.uk/learn/player/945bf329-8a39-496f-8282-cd93e3a61a16>
3. <https://app.discoveryeducation.co.uk/learn/player/18ee264c-9dfa-4531-929b-02d3e084e04b>

Now complete these three quizzes about online safety.

- <https://app.discoveryeducation.co.uk/learn/player/352ab923-990f-4c4d-a8fd-65503a3e046c>
- <https://app.discoveryeducation.co.uk/learn/player/18ee264c-9dfa-4531-929b-02d3e084e04b>

	<p>apostrophes for contractions</p> <p>Here is a starting point - <i>Once there lived an imaginative girl named Rosie Revere. She was an inventive girl and was always hunting in the bins and recycling to find things that she might need for one of her marvellous inventions.</i></p>		<p>rn/player/c9f06b53-76a5-4be3-8c3d-8545a77cc927</p> <ul style="list-style-type: none"> • https://app.discoveryeducation.co.uk/learn/player/cbee8836-2a1b-41e8-8455-bdc337a96964 <p>If you finish quickly, you can continue your coding work in Scratch Junior, ALEX or Daisy Dino.</p>
--	--	--	---

Online links information = *The links listed have been checked for content by a member of staff. However, streaming platforms may take the user to an additional video after the link has played. Children are also able to click on additional videos on most platforms. We strongly recommend that children are supervised at all times when using YouTube and other platforms to safeguard them from harmful content.

EXTRA OPTIONAL ACTIVITIES

<https://www.bbc.co.uk/bitesize/levels/z3g4d2p> There are maths, science and English games to play all waiting for you 😊

<https://learn.nessy.com/account/login#/accountLogin> If you have a Nessy account, you will still be able to login and access learning.

<https://www.durhammusic.org.uk/15minsofmusic> Daily at 9:15am Durham Music Service are offering a 15-minute music session.

P.E. Activity Grid







Below are a selection of video links and exercising ideas. Try and stay as active as you possibly can- exercising has lots of health benefits in addition to impacting upon brain power and sleep patterns. Feel free to repeat activities as many times as you wish. Have fun!





<p><u>Cosmic Yoga Kids</u> This contains a selection of themed yoga lessons and mindfulness sessions. https://www.youtube.com/user/CosmicKidsYoga</p>	<p><u>Go Noodle</u> A selection of movement and mindfulness videos. https://www.gonoodle.com/</p>	<p><u>Jack Hartmann</u> A selection of learning videos to actively participate in. https://www.youtube.com/channel/UCVcQH8A634mauPrGbWs7QIQ</p>
<p><u>Joe Wicks</u> Joe is back! Click on the link for a selection of child friendly work out videos! https://www.youtube.com/playlist?list=PLyCLoPd4VxBuPuwfVuS-OBtK_kZqJCX-b</p>	<p><u>Koo Koo Kangaroo</u> A firm favourite in Key Stage One! https://www.youtube.com/watch?v=lmhi98dHa5w&safe=active</p>	<p><u>Challenge!</u> Can you ride your bike, scooter, skateboard or use your roller skates to exercise outside for at least fifteen minutes?</p>
<p><u>Daily Exercise</u> Complete your daily exercise either in your garden or whilst on a walk. Talk about what you can see/ hear/ smell.</p>	<p><u>Jump start Jonny</u> Have a go at these fun workouts- get jumping today! https://www.jumpstartjonny.co.uk/home</p>	<p><u>Just Dance</u> Complete some fun dance activities! https://www.youtube.com/channel/UChljW4BWKLqpojTrS_tX0mg</p>

YEAR 2-BOOK QUIZ

Name _____

Name the characters from famous children's books.

1		2	
	<i>Answer</i>		<i>Answer</i>
3		4	
	<i>Answer</i>		<i>Answer</i>
5		6	
	<i>Answer</i>		<i>Answer</i>

7		8	
	Answer		Answer
9		10	
	Answer		Answer

SEND YOUR ANSWERS IN TO YOUR CLASS EMAIL ADDRESS BY FRIDAY (EITHER A PHOTO, DOCUMENT OR A TYPED LIST) FOR YOUR CHANCE TO WIN THE CLASS PRIZE!

