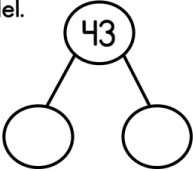






Home Learning Grid



Week beginning:	1 st March 2021		
Class name:	Hedgehog There are additional activities on the final pages, including an Easter quiz you can enter. Please visit our class page on our school website for daily physical exercises and games. - Please send in your work via the class email by Friday 5th March. Class email: year1@edmondsley.durham.sch.uk		
	<u>English</u>	<u>Maths</u>	<u>Fun Foundation</u>
<u>Monday</u>	<p style="text-align: center;"><u>Spellings</u></p> <p>Have a spelling quiz and see how many spellings you have learned (week 1 spellings). E mail your score into school and earn castle points.</p> <p>Any spellings that were not correct, write three times for practice.</p> <p><u>Group A</u> can you now choose three of this week's spellings and write them as three sentences? Remember to use capital letters and full stops.</p> <p><u>Group B</u> can you now choose one of this week's spellings and write a sentence? Remember to use capital letters and full stops.</p> <p style="text-align: center;">Practice spellings for week 2 http://www.edmondsley.durham.sch.uk/our-classes/hedgehogs-class/</p> <p>Write each spelling in bubble writing then colour them in.</p>	<p>Children will continue to look at place value to 50. This lesson will focus on 1 more and 1 less. Click on the link below for the teaching video, worksheet and answer sheet. Editable work sheets are available on Teams.</p> <p>Video: https://vimeo.com/503093120</p> <p>Worksheet: complete question 1 https://resources.whiterosemaths.com/wp-content/uploads/2019/12/Y1-Spring-Block-2-WO4-One-more-one-less-2019.pdf</p> <p>Answers https://resources.whiterosemaths.com/wp-content/uploads/2020/08/Y1-Spring-Block-2-ANS4-One-more-one-less-2019.pdf</p> <p style="text-align: center;">See the next page for challenges</p>	<p><u>History</u></p> <p><u>What were homes like before I were born?</u></p> <p>Following on from last week when we looked at houses, talk to your child about what your kitchen looked like when you were a child.</p> <p>Did it contain the same appliances? What was different? What was the same?</p> <p>Look at the Power Point uploaded on to Teams 'Victorian kitchens.'</p> <p>Explain to your child, this is how a kitchen looked long ago, even before parents and grandparents were born. Talk about the items shown on the Power Point and discuss the differences between the three periods; Victorian, parents living history and modern day.</p> <p>Using the sorting sheets and</p>

		<p>1) Complete the part-whole model.</p>  <p>2) $3 + 4 > 3 + \square$</p> <p>3) 18 has ____ ten and ____ ones.</p> <p>4) What is the 3rd shape?</p>  <p><u>Challenge</u></p> <p>Always, Sometimes, Never...</p>  <p>When you find one more than a number, only the ones digit will change.</p> <p>Convince me using some examples.</p>	<p>photographs provided on Teams, sort the items into modern day or past.</p> <p><u>Challenge</u></p> <p>Research other rooms and how they have changed in parents living history and during the Victorian period. Discuss what your chosen room was like when you were a child. Do you have photographs you can share? What is the same? What is different? Did Victorians have televisions and games consoles? What did they do instead?</p>
<p><u>Tuesday</u></p>	<p><u>Phonics</u></p> <p>Visit Discovery Education (log in details were sent to you via text) watch the video teaching the u-e sound. https://app.discoveryeducation.co.uk/learn/videos/debf6cee-ba74-4f3b-87e6-1762ea5d4da1/</p> <p>After watching the video, complete the sorting grapheme long vowel game assigned for you or practice the u-e sound on Phonics Play</p>	<p>Children will continue look at place value to 50. This lesson will focus on 1 more and 1 less. Click on the link below for the teaching video, worksheet and answer sheet. Editable work sheets are available on Teams.</p> <p>Video: https://vimeo.com/503098045</p> <p>Worksheet: Complete questions 2,3 and 4 https://resources.whiterosemaths.com/wp-content/uploads/2019/12/Y1-Spring-Block-2-WO4-One-more-one-less-2019.pdf</p> <p>Answers</p>	<p><u>Science</u></p> <p>Seasons</p> <p>Look at the weather Diary you have been keeping over the last week. Has the weather changed much? Is the weather different to the cold spell we had before Half term? How is it different?</p> <p>Look at the Power Point with video, uploaded for you on to Teams. Think about how the weather has changed.</p>

<https://www.phonicsplay.co.uk/>

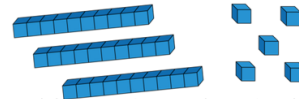
English

Today we will start to look at Traditional Tales. This lesson will be carried out as a live Teams lesson and an invitation has been sent via E mail. If you are not able to attend the live Teams meeting, a Power Point has been uploaded for you.

What is a Traditional Tale?
What fairy tales can you think of?
Which is your favourite?
Can you think of any fairy tale characters?
Who is your favourite?
Are they good or evil?
Where are fairy tales set?
How do they usually start and end?
Look at the picture below. Which fairy tale do you think we will be looking at tomorrow?
Can you label the pictures below?
What goes in to the basket?
Who is this Character?
What can you see?
Show this on your labels. Eg flowing, red cape.
The pictures are also uploaded on to Teams for you if you prefer the larger page.

<https://resources.whiterosemaths.com/wp-content/uploads/2020/08/Y1-Spring-Block-2-ANS4-One-more-one-less-2019.pdf>

1) What number has Mo made?



2) Write down an addition shown by the bar model.



3) What is one less than 17?

4) What is one less than 1?

Challenge

Use the clues to work out the number.

- I have a number with 3 tens.
- One less than my number makes the tens digit change.
- One more than my number has 1 one.

What is my number?

Can you make some clues to describe your secret number?

We started back at school in Autumn and now it is Winter. What changes have you seen? How can we monitor how the weather may change again as we head towards Spring?

Using the instructions at the end of our learning grid (also uploaded for you on Teams), build the tools you need to make a weather station. Use the table below (also uploaded on teams), to help you record your findings.



Phonics

Visit Discovery Education (log in details were sent to you via text) watch the video teaching the alternative a sounds.

<https://app.discoveryeducation.co.uk/learn/videos/b8c0b9d8-d0f9-42e8-9cbe-430720780df9/>

After watching the video, complete the sorting pronunciation and reading 'a' games assigned for you.

English

Think about yesterday and what we learned about Traditional Tales. Listen to the story of Little Red Riding Hood, uploaded for you on Teams.

How does the story begin?
Which words open the story?

Children will compare objects to 50.
Click on the link below for the teaching video, worksheet and answer sheet.
Editable work sheets are available on Teams.

Video: <https://vimeo.com/503099894>

Worksheet:

<https://resources.whiterosemaths.com/wp-content/uploads/2019/12/Y1-Spring-Block-2-WO5-Compare-objects-within-50-2019.pdf>

Answers:

<https://resources.whiterosemaths.com/wp-content/uploads/2019/12/Y1-Spring-Block-2-ANS5-Compare-objects-within-50-2019.pdf>

Music

Follow this link for the fifth lesson on rhythm.

In this lesson, we will be learning to read and write rhythms, recognising rhythms from our favourite songs and playing rhythm games, reading and writing rhythms.

<https://classroom.thenational.academy/lessons/reading-and-writing-rhythms-75j3ad>

Wednesday

Write this on the top of your plan (uploaded on Teams). Discuss the story together.

Who does Red Riding Hood meet on her journey?

Should she have stopped to talk to him? Why?

What should she have done?

What happened next?

What did the wolf do?

What did Red Riding Hood notice was different about Granny?

What was the wolf planning to do?

How was Red Riding Hood rescued?

How did the story end?

Using the planning sheet on teams, put the pictures in the correct order. Keep this planning sheet safe as it will help you when we come to write the story next week.

Draw pictures in the boxes to make the comparison true.








Draw pictures in the boxes to make the comparison true.



Draw pictures in the boxes to make the comparison true.



		<p>Challenge</p> <p>Jack and Eva are playing a game. They each collect a handful of cubes. They arrange their cubes to see who has more.</p> <p>Jack </p> <p>Eva </p> <p> I have more.  I have more.</p> <p>Jack Eva</p> <p>Who is right? Practise comparing objects with your friend.</p>	
<p>Thursday</p>	<p>Phonics</p> <p>Visit Discovery Education (log in details were sent to you via text) watch the video teaching the alternative e sounds. https://app.discoveryeducation.co.uk/learn/videos/8f049ad8-8954-4b8e-8984-754a9da4eb2e/</p> <p>After watching the video, complete the sorting pronunciation and reading 'e' games assigned for you.</p> <p>English</p> <p>Listen to another story of Little Red Riding hood, this time on Discovery Education. https://app.discoveryeducation.co.uk/learn/videos/85fa78ef-ebe4-4575-b3f8-32d01e7aade6/</p> <p>Answer the questions from yesterday.</p>	<p>Children will compare numbers to 50. Click on link below for teaching video, worksheet and answer sheet. Editable work sheets are available on Teams.</p> <p>Video: https://vimeo.com/503102857</p> <p>Worksheet: https://resources.whiterosemaths.com/wp-content/uploads/2019/12/Y1-Spring-Block-2-WO6-Compare-numbers-within-50-2019.pdf</p> <p>Answers: https://resources.whiterosemaths.com/wp-content/uploads/2020/08/Y1-Spring-Block-2-ANS6-Compare-numbers-within-50-2019.pdf</p>	<p>Art</p> <p>A few weeks ago, we mixed primary colours to create secondary colours.</p> <p>This week we will look at what happens when we mix secondary colours. What colours can we create?</p> <p>Mark Rothko was a Russian painter who loved mixing colours. Look at the Power Point on Teams.</p> <p>Create a colour circle like you did with the primary colours.</p> 

Are your answers the same or different?

Discuss the two stories.

Are they different at all?

Remember Traditional tales are passed down through generations so can often change.

Can you name three things that are different and three things that are the same in these two versions of the story?

Which did you prefer?

Why?

Take the quiz assigned for you.


How well do you know the story?

<https://app.discoveryeducation.co.uk/learn/player/d0869882-e484-468e-ae52-623147073212>

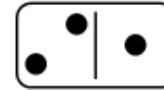
Pick two dominoes to represent two two-digit numbers.

For example,

43



21



Then compare them using $<$, $>$ or $=$

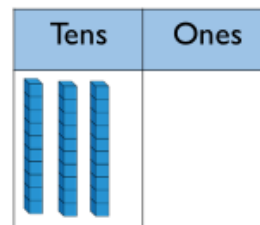
$43 > 21$ $21 < 43$

Explain how you know.

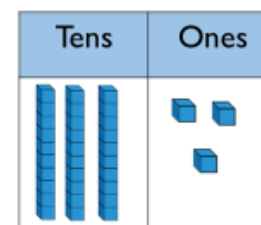
Challenge

Dexter compares two numbers.

30 is less than 33



$>$



Do you agree with Dexter?

Explain your answer.

Mix it to create secondary colours.
Now can you carefully mix two secondary colours or a secondary colour with a primary colour?

Which colours can you create?

Remember to clean your paintbrush in water and take care not to mix too many colours together and create a brown each time.

Experiment with your colour mixing.

When you are happy with your mixed colours, create a painting in the style of Mark Rothko. There are some examples on the Power point and one below for you to use as a guide.



No.3/No.13

1949

Photo courtesy of Getty Images. © iStock.com - grandtunder. (Creative Commons) License - Attribution

Friday

Phonics

Visit Discovery Education (log in details were sent to you via text) watch the video teaching the alternative i sounds.

<https://app.discoveryeducation.co.uk/learn/videos/b3d20edc-8de5-434d-a303-c6ca5ab2cd1e/>

After watching the video, complete the sorting pronunciation and reading 'i' games assigned for you.

English

Visit rising stars:

<https://www.risingstars-uk.com/>

Can you listen to the story (orange) 'So you want to be a footballer' then answer the questions?

To listen to the story, click on the play button on each page. When a think bubble appears, click on it to answer questions about the story.

Please Note- this story is for comprehension purposes and the children are not expected to read the text independently.

Talk about the book

Answer the questions:

- 1 How do you dribble a football?
- 2 What should you aim for when scoring a goal?
- 3 Why should you always watch the ball?
- 4 Why might a rabona confuse the other team?
- 5 What do you like best about playing football?
- 6 What other ball games would you like to learn about?

Children will order numbers to 50.

Click on the link below for the teaching video, worksheet and answer sheet.

Editable work sheets are available on Teams.



Video: <https://vimeo.com/503093819>

Worksheets:

<https://resources.whiterosemaths.com/wp-content/uploads/2019/12/Y1-Spring-Block-2-WO7-Order-numbers-within-50-2019.pdf>

Answers:

<https://resources.whiterosemaths.com/wp-content/uploads/2019/12/Y1-Spring-Block-2-ANS7-Order-numbers-within-50-2019.pdf>

- 1) Write 34 in words.
- 2) What number could go in the box?
 $5 + 8$ is greater than + 8
- 3) Rosie has these cherries. 
Dora has these cherries. 
Who has the most?
- 4) Write 7 in words.

RE

The Easter Story

Last week, we looked at Easter symbols and talked about the meaning of Easter.

In our Teams assembly, last week we also talked about Lent and why we make a Lenten promise.

This week we will look at The Easter story. A power Point has been uploaded on to Teams for you. Once you have read the story, discuss

When did Jesus arrive in Jerusalem?
Why were some people not happy to see Jesus?

Talk about what happened at the Last Supper.

Where did Jesus go after the supper and what did he do?

How did Judas and Peter betray Jesus?

What happened to Jesus after the people chose to free Barabbas?

How did Jesus die?

Where was Jesus' body put?

What happened when Mary went to visit the tomb?

What did the angel say?

What happened to Jesus after he visited his friends?

Using the pictures uploaded for you on Teams, sequence and retell the Easter story. Talk to someone about what is happening then write a sentence about each picture.

Challenge

Teddy is comparing two numbers.



My number is larger than 19
but not one more than 19

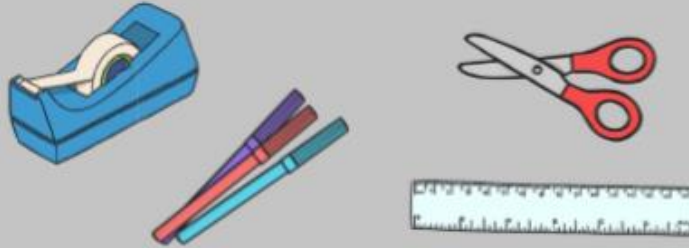
$$\boxed{23} > \boxed{}$$

What could Teddy's number be?
What can't it be?

Rain Gauge (Tuesday's Science Lesson)

Supplies

- Plastic bottle
- Sticky tape
- Scissors
- Marker pen
- Tape measure / ruler



Now just leave the rain gauge outside in the open (and hope for some rain!)

To secure the bottle and ensure it stays upright outside you could push it down or dig a hole to bury the bottle in, with just the top sticking out.

Method



1 Take a clear plastic bottle and carefully cut the top off.



2 Turn the top upside-down and put back inside the empty bottle, like you would a funnel.



3 Use strong sticky tape to stick the top to the main part of the bottle.

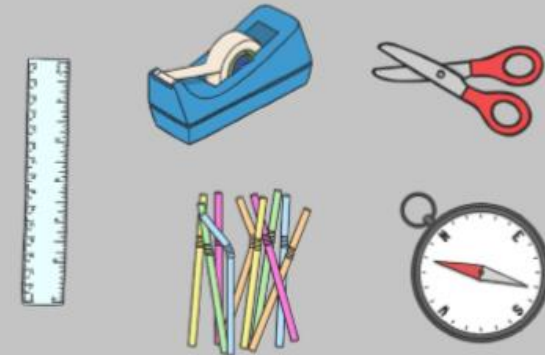


4 Use a ruler or a tape measure and marker pen to mark out the scale on the side of the bottle.

Weather Vane

Supplies

- Drinking straw
- Scissors
- Card
- Glue
- Plastic coffee cup with lid
- Pencil with rubber on the top
- Pin
- Sticky tape
- Compass
- Small pebbles




Method



1 Cut a slit in each end of a drinking straw (if your straw has a bendy part then cut this off).



2 Cut a square and a triangle out of the card. Make sure the triangle is smaller than the square.



3 Stick the square and triangle into the slits in the straw to make your arrow.



4 Fill the plastic cup with heavy objects such as sand or small pebbles.



5 Tape the lid on, turn the plastic cup upside-down and stick the pencil through it into the sand or small pebbles.



6 Stick a pin into the middle of the straw and then into the rubber on top of the pencil.

Now just set the weather vane in a secure place and use a compass to mark on the directions.

Thermometer

Method

- 1 Place a thermometer in a safe and secure place outside and use sticky tape to attach it.
- 2 Ensure you take temperature readings at the same time every day.

Weather Chart

	Monday	Tuesday	Wednesday	Thursday	Friday
Date:					
Weather (symbol)					
Temperature (°C)					
Rainfall (mm)					
Wind Direction (N,S,E,W)					

Online links

information =

*The links listed have been checked for content by a member of staff. However, streaming platforms may take the user to an additional video after the link has played. Children are also able to click on additional videos on most platforms. We strongly recommend that children are supervised at all times when using YouTube and other platforms to safeguard them from harmful content.

EXTRA OPTIONAL ACTIVITIES

<https://learn.nessy.com/account/login#/accountLogin> If you have a Nessy account, you will still be able to login and access learning.

<https://www.durhammusic.org.uk/15minsofmusic> Daily at 9:15am Durham Music Service are offering a 15-minute music session.

<p><u>Cosmic Yoga Kids</u> This contains a selection of themed yoga lessons and mindfulness sessions. https://www.youtube.com/user/CosmicKidsYoga</p>	<p><u>Go Noodle</u> A selection of movement and mindfulness videos. https://www.gonoodle.com/</p>	<p><u>Jack Hartmann</u> A selection of learning videos to actively participate in. https://www.youtube.com/channel/UCVcQH8A634mauPrGbWs7QIQ</p>
---	---	--

P.E. Activity Grid







Below are a selection of video links and exercising ideas. Try and stay as active as you possibly can- exercising has lots of health benefits as well as impacting upon brain power and sleep patterns. Your timetable allows for 2 P.E. lessons per week. Feel free to repeat activities as many times as you wish. Have fun!



<p><u>Joe Wicks</u> Joe is back! Click on the link for a selection of child friendly work out videos! https://www.youtube.com/playlist?list=PLyCLOPd4VxBuPuwfVuS-OBtK_kZqJCX-b</p>	<p><u>Koo Koo Kangaroo</u> A firm favourite in Key Stage One! https://www.youtube.com/watch?v=lmhi98dHa5w&safe=active</p>	<p><u>Challenge!</u> Can you ride your bike, scooter, skateboard or use your roller skates to exercise outside for at least fifteen minutes?</p>
<p><u>Daily Exercise</u> Complete your daily exercise either in your garden or whilst on a walk. Talk about what you can see/ hear/ smell.</p>	<p><u>Jump start Jonny</u> Have a go at these fun workouts- get jumping today! https://www.jumpstartjonny.co.uk/home</p>	<p><u>Just Dance</u> Complete some fun dance activities! https://www.youtube.com/channel/UC_hljW4BWKLqpojTrS_tX0mg</p>

YEAR 1 - BOOK QUIZ

Name _____

Name the characters from famous children's books.

1		2	
	<i>Answer</i>		<i>Answer</i>
3		4	
	<i>Answer</i>		<i>Answer</i>
5		6	
	<i>Answer</i>		<i>Answer</i>

7		8	
	<i>Answer</i>		<i>Answer</i>

SEND YOUR ANSWERS IN TO YOUR CLASS EMAIL ADDRESS BY FRIDAY (EITHER A PHOTO, DOCUMENT OR A TYPED LIST) FOR YOUR CHANCE TO WIN THE CLASS PRIZE!

