



# Home Learning Grid





Week beginning: 1<sup>st</sup> February 2021

Class name: Squirrel

There are additional activities on the final pages, including activities to concentrate on your well-being. Please visit our class page on our school website for daily physical exercises and games.

[year2@edmondsley.durham.sch.uk](mailto:year2@edmondsley.durham.sch.uk) (Please email your wonderful work for golden coins)

	English	Maths	Foundation
Monday	<p><u>Spelling Test</u> - do your spelling test for this week with someone at home. Email in your scores for school to record. Full marks = 1 golden coin</p> <p>Look at your new spellings for next week - complete one activity to help you learn them. (rainbow words, pyramid words, curly writing)</p> <p>Spellings can be found on this link. <a href="http://www.edmondsley.durham.sch.uk/wp-content/uploads/sites/146/2021/01/Squirrel-Class-Spring-Term-1-Spellings-2021-2.pdf">http://www.edmondsley.durham.sch.uk/wp-content/uploads/sites/146/2021/01/Squirrel-Class-Spring-Term-1-Spellings-2021-2.pdf</a></p> <p>If you are unsure of your child's group, please email the class account. (see above)</p> <p>Write sentences containing each word. Make sure they have a capital letters, full stops and try to make them interesting by using adjectives and extend your sentences with conjunctions.</p>	<p><u>Tally</u> - if you have access to the internet, you can watch the video link. <a href="https://vimeo.com/501669795">https://vimeo.com/501669795</a></p> <p>Teddy learns that when we are counting some items, we can use a tally chart. We usually mark one tally as a vertical line. When we get to the fifth tally, we score across the previous four like in the green picture. This means when we look back we can easily count in 5s.</p>  <p>Do a tally chart at home - it could be a traffic tally marking on colours of cars or types of vehicles or it could be a person tally by looking out of your window at who passes by (children, adults, dogs, cats). Practise writing down your tally like the example above.</p> <p>Can you answer the following questions: Which was the most popular? Which was the least popular? How many votes were there altogether?</p>	<p><u>PHSCE</u> - Growing up</p> <p>Think back to when you were a toddler or a baby. What couldn't you do then that you can do now? Can you list three things?</p> <p>Think ahead a few years when you will be in the juniors - is there anything you'd like to be able to do that you can't do now?</p> <p>What about when you're grown up - what are you looking forward to being able to do?</p> <p>Watch the PowerPoint on TEAMS about growing up and complete the timeline worksheet for your life. You could even look through some photo albums at home, so you can see how much you've changed.</p> 

**Tuesday**  
**TEAMS**  
**MEETIN**  
**G**  
**9:15 ☺**

SPAG - commas in a list

In Y2, children learn to use commas for lists within sentences. Commas are used to separate the items in the list apart from the final two which should be separated with 'and'. e.g.  
When Gemma went out she always took her hat, gloves, scarf and coat.

There is a commas booklet saved in the TEAMS folder for you to print off. Alternatively, you could write lists to end these sentences. Don't forget to follow the comma rule above!

For my holiday, I will need...  
At the zoo I saw...  
Under the sofa I found...  
Crisp flavours include...  
The shop sold...

Tally - if you have access to the internet, you can watch the video link.  
<https://vimeo.com/501671369>  
Then complete these worksheets.  
- <https://resources.whiterosemaths.com/wp-content/uploads/2019/12/Y2-Spring-Block-2-WO1-Make-tally-charts-2019.pdf>  
- <https://resources.whiterosemaths.com/wp-content/uploads/2020/01/T-or-F-Year-2-Spring-B2-S1-Make-tally-charts.pdf>

**CHALLENGE -**

A Tally Chart to Show Favourite Ice Cream Flavours in Year 2

Favourite Ice Cream	Number of Children
vanilla	
chocolate	
mint	
raspberry	
nut	
cookie	

- ? How many children like nut flavour the most?
- ? What is the most popular flavour?
- ? How many more children prefer vanilla to cookie?

Geography - Climate  
What climate do we live in?  
Watch the PowerPoint on TEAMS and find out about the different climates: polar, temperate, arid, tropical, Mediterranean and mountainous.

Set up a weather station in your garden and track the weather every day for 5 days using this format. There is a sheet saved in TEAMS if you'd prefer to use that. To make a rain gauge, leave an empty clear bottle outside and use a ruler to see how high it fills up in cm. If you don't have a thermometer, you could check online what the temperature is in your area.

**Our weather investigation**

Today's date is \_\_\_\_\_  
We are in \_\_\_\_\_  
Today it is hot / warm / cool / cold / frosty  
The wind is calm / gentle / breezy / strong / gusty  
It is dry / rainy / sleeting / showering  
Our rain gauge has collected \_\_\_\_\_ cm of rain.  
Our thermometer tells me it is \_\_\_\_\_ °C

**Wednesday**

News reports  
We are going to be reporters this week, finding out about the different things happening all over the world. Watch today's Newsround by following this link:

Pictograms - if you have access to the internet, you can watch the video link.  
<https://vimeo.com/501672753>  
Here is a tally chart and underneath someone has drawn a pictogram where one circle = 1 tally

Science - food chains  
In all habitats there are food chains - this shows how other animals depend on other plants and animals for their food and survival.  
In food chains, there are consumers and producers.  
Consumers - are animals that eat food

[https://www.bbc.co.uk/newsround/news/watch\\_newsround](https://www.bbc.co.uk/newsround/news/watch_newsround)

Choose one of the stories that interested you most and think about what the main facts were.

Write a short paragraph explaining the main pieces of information (WHO, WHAT, WHERE, WHY, WHEN).

Can you now add a suitable headline that might grab the attention of a reader?

Proof read your work to check for sense, spelling errors and missing punctuation.

You could write this in the news report template, which has been saved on TEAMS.

Animals	Tally	Total
Birds	THL THL	10
Alpacas	II	2
Dogs	THL I	6
Horses	IIII	4

Animals	
Birds	●●●●●●●●●●
Alpacas	●●
Dogs	●●●●●●
Horses	●●●●

Use one of your tally charts from Monday to draw a pictogram where the picture (keep it simple) represents one tally.

**CHALLENGE** - Can you draw your pictogram and use the picture to represent 2 votes? How would you draw the odd numbers?

Producers - are plants that make their own food



Can you label the consumers and the producer in this picture?

There is a PowerPoint and a worksheet saved in TEAMS that tells you all about food chains.

Alternatively, draw two food chains of your own, labelling the consumer and the producers. Make sure the arrows are going towards the consumers as this is the direction the energy travels in.

Thursday

News reports

Just like yesterday I want you to watch today's Newsround by following this link:

[https://www.bbc.co.uk/newsround/news/watch\\_newsround](https://www.bbc.co.uk/newsround/news/watch_newsround)

Choose one of the stories that interested you most and think about what the main facts were.

Write a short paragraph explaining the main pieces of information (WHO, WHAT, WHERE, WHY, WHEN).

Draw Pictograms - if you have access to the internet, you can watch the video link.

<https://vimeo.com/501673699>

Then complete these worksheets.

- <https://resources.whiterosemaths.com/wp-content/uploads/2019/12/Y2-Spring-Block-2-WO2-Draw-pictograms-1-1-2019.pdf>
- <https://resources.whiterosemaths.com/wp-content/uploads/2020/01/T-or-F-Year-2-Spring-B2-S2-Draw-pictograms-1-1.pdf>

Design Technology - exotic fruits

Look at these fruits that are grown in hot places around the world - mango, papaya, passion fruit, oranges, star fruit, guava, watermelon, pineapple, kiwi fruit and jackfruit.

What do they look like?

Where do these fruits come from? (in the world - not the supermarket!)

Are they grown in the UK? If not, why not?

Have you tried them all?

See if your grown up will allow you to try one or two of these exotic fruits that you haven't tasted before.

Do you like them?

What do they taste like?

Can you now add a suitable headline that might grab the attention of a reader?  
 Proof read your work to check for sense, spelling errors and missing punctuation. You could write this in the news report template, which has been saved on TEAMS.

**CHALLENGE -**

Use the clues to help you complete the pictogram.


- More Caramel was sold than Bubblegum flavour, but less than Strawberry flavour.
- Mint was the most popular flavour.
- Vanilla was the least popular.

Flavour	🍦 = 1 ice cream	Total
Strawberry	🍦🍦🍦🍦🍦	
Vanilla		
Chocolate	🍦🍦🍦	
Mint		
Caramel		
Bubblegum	🍦🍦🍦	4

Can you find more than one way to complete the pictogram?

White Rose Maths 2019

Design a fruit salad, which includes all your favourite fruits. Label them and say where they were grown. There is a worksheet in TEAMS for you to use if you wish.  
 With the help of a grown up, prepare a fruit salad for your dessert one evening for tea for the whole family.



**Friday**  
**TEAMS MEETING**  
**9:15 ☺**  
**QUIZ TIME -**  
**get your pencils and paper at the ready.**

Below are some news stories. Can you create a headline for a reader so they would want to read the story?

The Sheffield United football team played against Wednesday and won 5-0 in a great game. The crowd was really loud as Jamie scored 2 goals, one after the other.

A hurricane disaster happened yesterday, in Florida. The death toll has reached 200 and there are still more to be confirmed. Families have had their homes ruined.

A mother and son were reunited last night in a police station. The son had been missing for months, ever since he had gone to Thailand for a 2 week holiday.

An obese dog was found stuck in a fence, unable to pull its plump body through the gap as it tried to chase after a rabbit. Firemen came to the rescue and cut the fence to free it.

Draw Pictograms - if you have access to the internet, you can watch the video link. <https://vimeo.com/501674074>  
 Then complete these worksheets.  
 - <https://resources.whiterosemaths.com/wp-content/uploads/2019/12/Y2-Spring-Block-2-WO3-Interpret-pictograms-1-1-2019.pdf>  
 - <https://resources.whiterosemaths.com/wp-content/uploads/2020/01/T-or-F-Year-2-Spring-B2-S3-Interpret-pictograms-1-1.pdf>

**CHALLENGE** (see next page)


Computing - keyboard skills  
<https://www.bbc.co.uk/bitesize/topics/zf2f9j6/articles/z3c6tfr>

This website will help the children develop typing skills. It's a good warm up activity for our computing lesson. Start on stage 1 and progress to stage 3 as the children become more confident in their typing.





Use Word or Publisher (you will need an adult to help you with this programme, as we have not learned how to use this in school yet) to type up one of your news reports from English. Make sure that your report has:

- Name of the newspaper
- Date
- Your name as the reporter
- Headline - in capital letters and try to make it short and interesting - you could use alliteration (every word starting with the same letter) e.g. Millionaire Moves Mansions!
- Paragraph of sentences which include the main facts - who, what, where, why and when
- Picture or photograph of the event.







Dexter makes a tally chart of the animals he saw at the zoo.

Animal	Tally
	
	
	
	


Box 1




Box 2



Box 3



Box 4



Which box shows all of the animals Dexter saw?  
Explain why the others are incorrect.

© White Rose Maths 2019

Online links information = \*The links listed have been checked for content by a member of staff. However, streaming platforms may take the user to an additional video after the link has played. Children are also able to click on additional videos on most platforms. We strongly recommend that children are supervised at all times when using YouTube and other platforms to safeguard them from harmful content.

**EXTRA OPTIONAL ACTIVITIES**

<https://www.bbc.co.uk/bitesize/levels/z3g4d2p>

Have a look through the year 2 section to find games, quizzes and other fun thing to do from our curriculum.

<https://learn.nessy.com/account/login#/accountLogin>

If you have a Nessy account, you will still be able to login and access learning.

<https://www.durhammusic.org.uk/15minsofmusic>

Daily at 9:15am Durham Music Service are offering a 15-minute music session.

## P.E. Activity Grid

Below are a selection of video links and exercising ideas. Try and stay as active as you possibly can- exercising has lots of health benefits in addition to impacting upon brain power and sleep patterns. Feel free to repeat activities as many times as you wish. Have fun!

<p><u>Cosmic Yoga Kids</u> This contains a selection of themed yoga lessons and mindfulness sessions. <a href="https://www.youtube.com/user/CosmicKidsYoga">https://www.youtube.com/user/CosmicKidsYoga</a></p>	<p><u>Go Noodle</u> A selection of movement and mindfulness videos. <a href="https://www.gonoodle.com/">https://www.gonoodle.com/</a></p>	<p><u>Jack Hartmann</u> A selection of learning videos to actively participate in. <a href="https://www.youtube.com/channel/UCVcQH8A634mauPrGbWs7QIQ">https://www.youtube.com/channel/UCVcQH8A634mauPrGbWs7QIQ</a></p>
<p><u>Joe Wicks</u> Joe is back! Click on the link for a selection of child friendly work out videos! <a href="https://www.youtube.com/playlist?list=PLyCLOPd4VxBuPuwfVuS-OBtK_kZqJCX-b">https://www.youtube.com/playlist?list=PLyCLOPd4VxBuPuwfVuS-OBtK_kZqJCX-b</a></p>	<p><u>Koo Koo Kangaroo</u> A firm favourite in Key Stage One! <a href="https://www.youtube.com/watch?v=Imhi98dHa5w&amp;safe=active">https://www.youtube.com/watch?v=Imhi98dHa5w&amp;safe=active</a></p>	<p><u>Challenge!</u> Can you ride your bike, scooter, skateboard or use your roller skates to exercise outside for at least fifteen minutes?</p>
<p><u>Daily Exercise</u> Complete your daily exercise either in your garden or whilst on a walk. Talk about what you can see/ hear/ smell.</p>	<p><u>Jump start Jonny</u> Have a go at these fun workouts- get jumping today! <a href="https://www.jumpstartjonny.co.uk/home">https://www.jumpstartjonny.co.uk/home</a></p>	<p><u>Just Dance</u> Complete some fun dance activities! <a href="https://www.youtube.com/channel/UC_hljW4BWKLqpojTrS_tX0mg">https://www.youtube.com/channel/UC_hljW4BWKLqpojTrS_tX0mg</a></p>

# 9 ACTIVITIES TO DO WITH YOUR CHILD AT HOME DURING LOCKDOWN TO HELP THEM LOOK AFTER THEIR MENTAL HEALTH



## 1 MINDFUL COLOURING

There are a number of great mindful colouring books that can boost creativity and help your child stay focused on the present moment



## 2 MY HAPPY PLACE

Find a quiet and relaxing space and for 5 minutes close your eyes and imagine yourselves in a safe, calm and soothing place



## 3 MINDFULNESS

Encourage your child to use all their senses to try and connect with an activity that they are doing



## 4 BOX BREATHING

Use box breathing as a simple way to teach your child how to effectively engage in breathing techniques



## 5 DEEP BREATHING

Deep breathing is a great technique to help your child calm both their mind and body



## 6 EXERCISE

Play or engage in some exercise with your child. This is great for boosting mood and reducing stress and anxiety



## 7 3 GOOD THINGS

Each night before bed encourage your child to write down 3 good things they have achieved from their day and what it says about them as a person



## 8 SELF SOOTHE BOX

Create a self soothe box with your child. This is a box that includes items which connect to all your senses and help calm you down during times of distress. E.g. smell - a scented candle, sight - a picture that evokes a positive memory



## 9 SCHEDULE

Use an activity schedule and work with your child to schedule things into their week which provides them with a sense of pleasure, achievement and connectedness



@BELIEVEPHQ