







Home Learning Grid



Week beginning:	22nd June 2020
Class name:	Caterpillar
Teacher's weekly message:	<p>Hello Caterpillar Class!</p> <p>I have just checked the weather forecast for the coming week and it is supposed to be beautiful weather! I wonder if you can have a look at the weather forecast at home with an adult and guess what the pictures might mean. As the weather is going to be nice, lots of these activities can be done outside, remember to put on a hat and some sun cream though!</p>



English	Maths	Wider Curriculum	Family Fun
Read the story 'Superworm' or watch online at https://www.youtube.com/watch?v=7Jnk3XApKBg	Paint some stones or pebbles, you can make them into any bug you like! Ask an adult to teach you how to play noughts and crosses: 	Go on a bug hunt and take some photographs of the bugs you find. I wonder if you will find any of the bugs from the story?	Have a go at completing this weeks challenge on Facebook.
Attach some interesting objects to clothes pegs. You could use tin foil, leaves, pipe cleaners, feathers or pom poms. Paint a picture using your new tools.	Ask an adult to draw an outline of a butterfly. Paint one side of the butterfly fold the butterfly so that they paint prints onto the other side of the butterfly. What do you notice, are they the same?	In the story, we heard a song about Superworm, can you make up your own song about another bug?	Make sure the plants and grass in your garden get a good water.
Create some minibeast masks, you could act out the story in your garden with your family, see if you can remember any of the events in the story.	Make some dough bugs! A simple playdough recipe can be found at: https://www.bbcgoodfood.com/howto/guide/playdough-recipe	Have a go at making a nature mobile with some sticks and natural objects. Here is an example: 	Have a look at these interesting facts about minibeasts: http://ypte.org.uk/factsheets/minibeasts/what-is-a-minibeast?gclid=EAlaIqobChMIqbsYmdOS6glVU4BQBh0toQHGEAAAYASAAEgLNPD_BwE
Play a game of guess the bug! "I am thinking of a bug, it is red and has spots, what bug could I be thinking of?"	As we are the Caterpillar class, see if you can make a caterpillar name sign. What shape will you need to use? How many shapes will you need? 	Recycle some old objects and make a musical station outside, you could use plastic bottles, pans, tins, lids, empty Sellotape reels. anything you have at home!	Set up a minibeast station at home! 
Using some sticks and some string, create a spider web to catch those flies!	I wonder if there are any worms in your garden. If you find some, you could measure how long they are!	Make some nature ice! In a tupperware tub, add some natural objects that you find in the garden, fill up with water and pop it in the freezer. The next day, take the ice outside and see what happens!	Enjoy a game of musical statues – we love this game at nursery!