


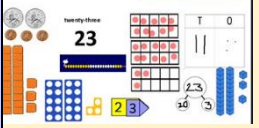


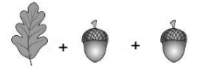


# Home Learning Grid



<b>Week beginning:</b>	<b>8<sup>th</sup> June 2020</b>	
<b>Class name:</b>	<b>Squirrel Class</b>	
<b>Teacher's weekly message:</b>		Hello my little squirrels. Hope you've had another good week and taken advantage of the lovely weather (at the start of the week anyway). Family Anderson have been enjoying al fresco dining! There was much excitement in our street this week as we've had some new visitors in our gardens - RATS! Apparently there is not a lot of food in the city because the restaurants are closed so they're hunting further afield. One was enjoying the sun in our garden and eating the bird's nuts. How cheeky! I hope you're all getting a little bit of work done. Don't forget to ask for help if you're finding it tricky. I wish I could be there to help you learn. Keep being kind to each other, keep exercising and keep reading. Love Mrs Anderson and Mrs Wall

**This grid will give you some ideas of activities you can do at home. Try and complete one activity from each section (column) every day (Mon-Fri).**

<b>English</b>	<b>Maths</b>	<b>Wider Curriculum</b>	<b>Family Fun</b>
Find out what these words mean and then put each one into a sentence. Each sentence must have a capital letter at the start, a full stop at the end and a conjunction (when, if, that, so, and, but, or, because). <b>agonising ajar barren biodegradable courageous droopy exotic frivolous gargantuan intrepid</b>	 45 56 99 12 66 71	Illustrating - Try watching one of the tutorials to design your own cartoon characters. Rob Biddulph, who has written and illustrated his own books, does some fantastic monsters, bears and dogs. You can upload your designs once you're done. #DrawWithRob	Playdoh - make some of your own Playdoh and enjoy the fun with your family. Mix the dry ingredients and then add the wet ingredients and knead. 2 cups of plain flour, 1 cup of salt, 1 tbsp oil 2 drops of food colouring,
Design a poster, which will persuade someone to come to a summer holiday destination. You could choose a seaside resort in the UK or anywhere else in the world. As an extra challenge, you could create an iMovie advert using pictures of the resort and add in your persuasive voice explaining why this place is a good holiday destination. Use adjectives - amazing, relaxing, tropical Use alliteration - sun drenched superb sizzling Use beautiful pictures Use a rhetorical question - do you need a holiday? Use an offer - free child places	1) 22 < ___ 2) 14 > ___ 3) 82 < ___ 4) 97 > ___ 5) 17 < ___ 6) 28 > ___ 7) 99 < ___ 8) 33 > ___ 9) 50 > ___ 10) 66 < ___ 11) 76 > ___ 12) 52 < ___ 13) 60 > ___ 14) 72 < ___ 15) 4 > ___ 16) 81 < ___ Choose a number that will work in the equations above.	Learn French - You will be learning French in the juniors so why not get a head start. <a href="http://www.duolingo.com">www.duolingo.com</a> This website lets you learn any language for free. I've started learning Spanish © Ole!	Go on a family walk somewhere new. Download a map of the area and plan your route. Use the symbols to help you keep to your route. Make sure to orientate the map correctly. You will be the leader and are in charge so make sure you don't get lost!
 Choose your five favourite TV or poster adverts. Why do you like them? Are they funny? Do they have a good jingle or song? Do they use a famous person you admire? Or do you simply like the thing that is being sold? Draw a table or chart and write down what is good about each one and why.	 Draw six 0-100 number lines like the one in this picture. Plot these numbers on the number line: 45 10 5 50 90 75 Now draw six number lines 0-50 and plot the same numbers - Has their position changed? Are there some numbers that can't fit on? Why? Does it help to draw marker lines?	Try some weaving. Take some cardboard from an old cereal box and cut out a circle. Make small cuts around the edge that are evenly spaced. Use wool or coloured thread to create a wheel of wool and sellotape at the back to make it secure. Now weave different colours around the circle adding in beads or buttons for more flair. For more details or ideas try this website. <a href="https://www.hellowonderful.co/post/easy-cardboard-circle-weaving-for-kids/">https://www.hellowonderful.co/post/easy-cardboard-circle-weaving-for-kids/</a>	DIY - What jobs need doing around your house and garden? Does the garden fence need to be painted? Do any clothes need repairing? Do you need to fix a cupboard door or broken drawer? Help someone to complete a DIY job or learn a new life skill.
<a href="http://www.oxfordowl.co.uk">www.oxfordowl.co.uk</a> Logon (create an account if you don't have one) to Oxford Owl and choose a text to read - make sure it's a challenging one and not too easy. Ask an adult to ask some questions about the story. Otherwise make up the questions yourself.	 Work out at least 3 possible amounts that the acorn and the leaf could be worth, e.g. acorn = 5 leaf = 0.	Map symbols are used on maps to help us. What symbol would you use for the following? Draw a key to show what each symbol represents and then draw a map of the local area using them. church, phone, road, forest, footpath, buildings, playground, school, toilets, museum, parking, shop, leisure centre, railway.	Charity Bags - Charities are starting to collect donated items again. Sort through your clothes, toys and books in your room. Which ones can be donated to a younger brother or sister and which ones could be donated to help others?