






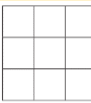


# Home Learning Grid



<b>Week beginning:</b>	<b>1<sup>st</sup> June 2020</b>
<b>Class name:</b>	<b>Squirrel Class</b>
<b>Teacher's weekly message:</b> 	 <p>Hi guys, I can't believe that this is the final term of the summer and we haven't seen each other since March! I hope that you're all still well and that everyone you know and love are healthy. I hope you managed to have some half term fun and enjoyed the fabulous weather. I have been working in the garden and we even got out the paddling pool for Buddy the bulldog. He enjoyed drinking the water. Mrs Wall has been in her garden too. She's built a playhouse for Lucas and they've decorated it. Mrs Webb even made some bunting! I loved the Edmondsley snake idea - I hope that you've decorated your stone and helped Eddie to grow! I hope you enjoy this week's learning. Love Mrs Anderson and Mrs Wall</p>

**This grid will give you some ideas of activities you can do at home. Try and complete one activity from each section (column) every day (Mon-Fri).**

English	Maths	Wider Curriculum	Family Fun
<p>Singular (meaning one) and plural (meaning more than one) Change these singular words into the plural by adding s, es, ies (taking off the y) or ves (taking off the f), or something different.</p> <p>beach hat shell baby church fox drink lady child sheep city leaf hoof cactus</p>	<p><u>Coin Investigation</u> - How many different amounts can you make from these groups of coins? Draw all the different variations.</p> <ol style="list-style-type: none"> <li>5p, 2p, 1p</li> <li>10p, 2p, 1p, 5p</li> <li>20p, 10p, 5p, 2p, 1p</li> <li>50p, 10p, 5p</li> </ol>	<p><u>Enjoy a bike ride</u> - If you can, go out on a bike ride with an adult in your family. Enjoy the breeze on your face and see if you can spot the different trees you learned about - oak, sycamore, horse chestnut, beech, holly, ash etc. If you can't get out on your bike, have a go at Joe Wicks workout (9am on YouTube).</p>	 <p><u>Play Hopscotch</u> - Use the chalk to draw out the pattern. Find a stone and throw it onto number one. Hop to the end and back again, picking up the stone on the way back. Now do this for each number.</p>
 <p>Use the picture to inspire some creative writing. Who lives here? Describe what you can see. What do you think you can hear and smell? Where does the stream lead? Spend one day planning your story, coming up with ideas and then the following day start your writing. Remember to proof read using our rap!</p>	<p><u>Dice Investigation</u> - Throw two dice. What is the total number? What different combinations can you get on the dice? What is the least amount you can get with two dice? What is the most? Now get three dice and do the same.</p>	 <p><u>Desktop organiser</u> - Using recycled pots and boxes, make a desk pot organiser. Once you've attached your parts together, decorate it and then put your pencils, rulers and pens in it!</p>	<p><u>Make ice-lollies</u> - Now the weather is getting hotter, experiment with making some ice-lollies. You could experiment with different flavoured juices or even use real fruit. Yum! If you don't have a mould, just use a plastic cup with a spoon.</p>
	<p><u>Numbers Investigation</u></p> <p>-Count in 2s - are the numbers odd or even?</p> <p>-Count in 5s - are the numbers odd or even?</p> <p>Add up two even numbers - is the answer odd or even? Do this with two different numbers - is the answer the same?</p> <p>Add up two odd numbers - is the answer odd or even? Do this with three different numbers - is the answer the same?</p>	<p><u>Make a musical wind chime</u> - Using wool or string, tie 5 or 6 different items hanging at different heights from a stick. Make sure the items are close enough to hit off each other. You could use old keys to make a metal sound, pinecones, shells or whatever you think will make a nice sound. Hang this in your garden and enjoy the music.</p>	<p><u>Wash the car</u> - Use the hosepipes and water guns to help clean the cars ☺ If you don't have a car, you could clean other outdoor items such as furniture or even the windows! Be sure to ask first.</p>
<p>Complete an online reading comprehension from Oxford Owl or Twinkl. If you don't have access to a computer, find a book that you haven't read for a while and read it. Think of 5 comprehension questions using the words who, what, where, why and when.</p>	<p><u>Egg Investigation</u></p> <p>There are three baskets, a brown one, a red one and a pink one, holding a total of ten eggs.</p> <p>The Brown basket has one more egg in it than the Red basket.</p> <p>The Red basket has three eggs fewer than the Pink basket.</p> <p>How many eggs are in each basket? Use drawings to help you.</p>	<p><u>Seaside Holidays in the past</u> - Try to find out about what seaside holidays were like in Victorian times. Complete a comparison chart, showing similarities and differences between seaside holidays then and now. You could draw picture or do this on the computer.</p>	<p><u>Dig a flowerbed</u> - Now the garden centres have opened up, maybe you could get some bedding or vegetable plants. Prepare a flowerbed by digging the soil over and weed before planting. Water well and watch them grow☺</p>
<p>Watch a film and write a new chapter or sequel to the story. What could the characters do next? Where might they go? Use interesting vocabulary and a range of sentence starters.</p>	 <p><u>Colouring Investigation</u></p> <p>Colour three squares blue, three squares yellow and three squares red but none of the colours can be directly beside each other or above. Can you do this more than one way?</p>	<p><u>Beaches</u> - How many seaside towns can you name in the UK? Where are they on a map of the UK? Draw a map of the UK and label them. Which ones have you been to? Which ones are closest to Edmondsley? Which seaside towns were popular with the Victorians?</p>	<p><u>Family Tree</u> - Have a go at drawing your family tree. You should be at the bottom alongside your siblings with your parents above you. How far back can you go?</p>

You might even design a front cover for the sequel to the story.

