
















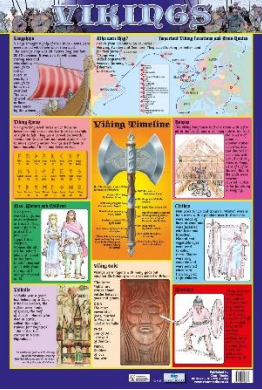





Stag class Viking homework- Year 6

You **MUST** complete at least one activity from 'Reading, writing and speaking' and at least one from 'Maths and Science'. **You also must do the blue highlighted boxes.** Otherwise you have free choice. You will have 4 weeks to complete this project and must make at least 50 points (you'll get loads from revising!). The homework will be due in on Monday 26th March ready to be presented to the class.

	Points				
	2	4	6	8	10
Reading, writing and speaking	Spend at least 20 minutes as often as you can revising reading, grammar and punctuation and spelling or completing 10 minute booster tests (Worth 2 points for each 20 minutes spend revising)				
Maths and Science	Complete a Science project for the Science fair on Thursday 15 th March (Worth 20 points)		Spend 10 minutes as often as you can revising Maths or completing 10 minute booster tests (Worth 1 point for each 10 minutes spent revising)		
Art and design technology	Paint draw a picture which has inspired you from the Viking period. 	Draw and label a Viking long ship. 	Make a model or a detailed labelled diagram of a Viking artefact. 	What was it like in the town of Jorvik? Draw a plan of the town. 	Make a Viking helmet or Viking longboat 
Active and hands-on	The Vikings were great farmers. Can you plant and water some vegetable seeds? 	The Vikings used bows and arrows to hunt and in battle. Make your own target game (using beanbags or ball) and record the totals you score. 	Design and make a piece of Viking jewellery. 	Bake and decorate some Viking food. Write down the recipe and some facts about the food of the period 	Vikings cooked lots of stews. Make a Viking stew and eat it! 

<p>Music and drama</p>	<p>Using an instrument of your choice, devise your own tune to represent the Vikings in battle. You may either record your tune or play it to your class.</p>	<p>Using the tune of a well-known song of your choice, make up your own song about the Vikings</p> 	<p>Find out about a Viking myth and present your information creatively.</p> 	<p>Make up your own Viking sketch, like the ones on Horrible Histories. Act it out at home, film it or take photographs.</p> 	<p>Research Viking Gods. Retell one of their stories using drama- take pictures or film it!</p> 
<p>Teamwork</p>	<p>With a friend, watch the Horrible Histories Viking videos on YouTube</p> 	<p>With a friend, write a poem to represent an aspect of your choice about Viking life.</p> 	<p>With a friend, make a Viking God fact file. Include a picture for each God and some interesting facts. (You could use Power Point)</p>	<p>Create a game or a quiz about the Viking period. Then play it with a family member or friend</p> 	<p>Make your own Viking longship (could use lollypop sticks). Race your ship with a friend's ship. Which ship won? Record your results.</p> 
<p>Independent work</p>	<p>Find ten amazing facts about the Vikings- make a poster with them on</p> 	<p>Vikings were good fishermen. Find out about the different fish which the Vikings may have caught.</p> 	<p>Create a timeline to show when the Anglo Saxon and Viking period was. Add any other historical periods you know about.</p> 	<p>Choose one of the countries that the Vikings were from (Denmark, Norway and Sweden). Find out what the country is like today and make a leaflet to tell people about it.</p> 	<p>Using Scratch software (https://scratch.mit.edu/) create a conversation between 2 characters - 1 character to be asking questions about the Vikings, the other to be answering the questions or make a sprite battle! Remember to print your code!</p> 